

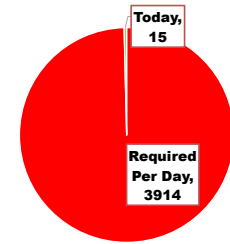
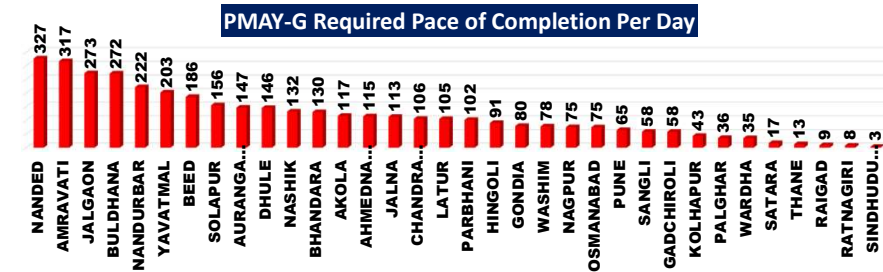
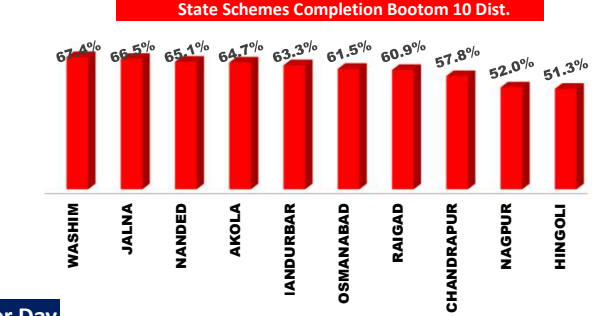
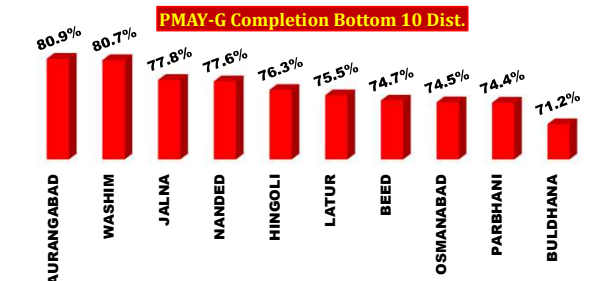
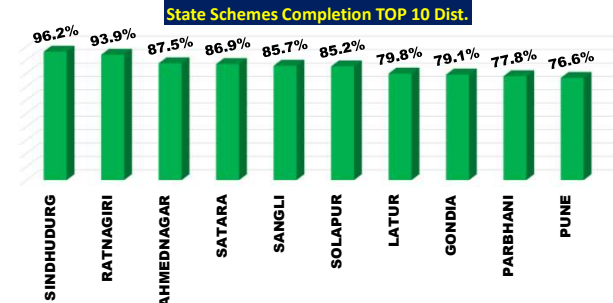
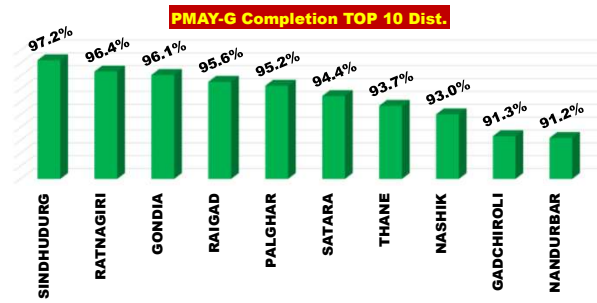


ग्रामीण गृहनिर्माण

दैनिक प्रगती अहवाल : १४.११.२०२३

प्रधानमंत्री आवास योजना ग्रामीण – मंजूरी, पूर्ण घरकुले, हप्ते वितरण, भूमिहीन, आर्थिकदृष्ट्या अपूर्ण
राज्य पुरस्कृत ग्रामीण आवास योजना – मंजूरी, पूर्ण घरकुले, हप्ते वितरण, आर्थिकदृष्ट्या अपूर्ण

| योजना | एकूण मंजूरी | दैनिक मंजूरी | एकूण पूर्ण | दैनिक पूर्ण घरकुले | दैनिक पहिला हप्ता वितरीत | दैनिक दुसरा हप्ता वितरीत | दैनिक तिसरा हप्ता वितरीत |
|---------------------------------|-------------|--------------|------------|--------------------|--------------------------|--------------------------|--------------------------|
| प्रधानमंत्री आवास योजना ग्रामीण | १३८१९५७ | ० | ११९८०२१ | १५ | ४१ | ११३ | २२६ |
| राज्य योजना | ६४१८४० | १४१ | ४५७७५६ | ५८ | ८१४ | ४५७ | ५१६ |
| एकूण | २०२३७९७ | १४१ | १६५५७७७ | ७३ | ८५५ | ५७० | ७४२ |




प्रधानमंत्री आवास योजना - ग्रामीण : भूमिहीन लाभार्थी अहवाल

| Sr. No. | District | Google Sheet Report | | | AwaasSoft Report | | | |
|---------|--------------|---------------------|---------------|--------------|--|--------------------------------------|--------------------|-------------------------------|
| | | Total Landless | Provided land | Remaining | Landless beneficiaries tagged in AwaasSoft | Landless beneficiaries provided land | Remaining Landless | Remaining Tag (provided land) |
| 1 | DHULE | 18 | 18 | 0 | 21 | 21 | 0 | -3 |
| 2 | GADCHIROLI | 9 | 9 | 0 | 9 | 9 | 0 | 0 |
| 3 | GONDIA | 2450 | 2450 | 0 | 2452 | 2324 | 128 | 126 |
| 4 | KOLHAPUR | 257 | 257 | 0 | 244 | 228 | 16 | 29 |
| 5 | NANDURBAR | 0 | 0 | 0 | 0 | 0 | 0 | 0 |
| 6 | PALGHAR | 11 | 11 | 0 | 11 | 11 | 0 | 0 |
| 7 | RAIGAD | 6 | 6 | 0 | 6 | 6 | 0 | 0 |
| 8 | RATNAGIRI | 23 | 23 | 0 | 23 | 23 | 0 | 0 |
| 9 | SINDHUDURG | 420 | 420 | 0 | 416 | 416 | 0 | 4 |
| 10 | SATARA | 787 | 770 | 17 | 789 | 708 | 81 | 62 |
| 11 | THANE | 110 | 81 | 29 | 116 | 60 | 56 | 21 |
| 12 | NANDED | 354 | 322 | 32 | 361 | 263 | 98 | 59 |
| 13 | BEED | 212 | 125 | 87 | 354 | 66 | 288 | 59 |
| 14 | SANGLI | 308 | 216 | 92 | 275 | 133 | 142 | 83 |
| 15 | WARDHA | 2075 | 1917 | 158 | 2205 | 1911 | 294 | 6 |
| 16 | NASHIK | 1680 | 1513 | 167 | 1708 | 1458 | 250 | 55 |
| 17 | PARBHANI | 307 | 63 | 244 | 280 | 77 | 203 | -14 |
| 18 | PUNE | 2056 | 1681 | 375 | 2048 | 866 | 1182 | 815 |
| 19 | BHANDARA | 4814 | 4419 | 395 | 4814 | 4502 | 312 | -83 |
| 20 | JALGAON | 21627 | 21225 | 402 | 22202 | 20600 | 1602 | 625 |
| 21 | CHANDRAPUR | 2375 | 1946 | 429 | 2335 | 1746 | 589 | 200 |
| 22 | NAGPUR | 4377 | 3873 | 504 | 4369 | 3572 | 797 | 301 |
| 23 | AKOLA | 5984 | 5440 | 544 | 5903 | 5360 | 543 | 80 |
| 24 | WASHIM | 2577 | 1791 | 786 | 2606 | 1478 | 1128 | 313 |
| 25 | YAVATMAL | 2875 | 2047 | 828 | 2942 | 2011 | 931 | 36 |
| 26 | HINGOLI | 1713 | 796 | 917 | 1702 | 466 | 1236 | 330 |
| 27 | JALNA | 1359 | 406 | 953 | 1373 | 85 | 1288 | 321 |
| 28 | LATUR | 2178 | 1194 | 984 | 2145 | 808 | 1337 | 386 |
| 29 | OSMANABAD | 2085 | 1074 | 1011 | 2064 | 102 | 1962 | 972 |
| 30 | SOLAPUR | 5637 | 4168 | 1469 | 5287 | 3903 | 1384 | 265 |
| 31 | AURANGABAD | 3266 | 1700 | 1566 | 3155 | 1805 | 1350 | -105 |
| 32 | AHMEDNAGAR | 7521 | 5261 | 2260 | 7659 | 5130 | 2529 | 131 |
| 33 | BULDHANA | 15200 | 9729 | 5471 | 15568 | 9637 | 5931 | 92 |
| 34 | AMRAVATI | 20474 | 13853 | 6621 | 19870 | 13622 | 6248 | 231 |
| | Total | 115145 | 88804 | 26341 | 115312 | 83407 | 31905 | 5602 |

प्रधानमंत्री आवास योजना ग्रामीण - पूर्ण घरकूले

| Sr. No. | Division | Sanction | 13.11.2023 | 14.11.2023 | Daily Achivement | Remaining | Completed & verified | Remaining verified |
|--------------|------------------------|----------------|----------------|----------------|------------------|---------------|----------------------|--------------------|
| 1 | AURANGABAD DIV. | 233903 | 180008 | 180014 | 6 | 53889 | 172943 | 7071 |
| 2 | AMRAVATI DIV. | 265543 | 219158 | 219161 | 3 | 46382 | 212287 | 6874 |
| 3 | PUNE DIV. | 116392 | 100464 | 100466 | 2 | 15926 | 97122 | 3344 |
| 4 | NASHIK DIV. | 409911 | 368159 | 368161 | 2 | 41750 | 349686 | 18475 |
| 5 | KONKAN DIV. | 69375 | 66167 | 66168 | 1 | 3207 | 64645 | 1523 |
| 6 | NAGPUR DIV. | 286833 | 264050 | 264051 | 1 | 22782 | 256865 | 7186 |
| Total | | 1381957 | 1198006 | 1198021 | 15 | 183936 | 1153548 | 44473 |



प्रधानमंत्री आवास योजना ग्रामीण - पूर्ण घरकूले

| Sr. No. | District | Sanction | 13.11.2023 | 14.11.2023 | Daily Achivement | Remaining | Completed & verified | Remaining verified |
|--------------|------------|----------------|----------------|----------------|------------------|---------------|----------------------|--------------------|
| 1 | AURANGABAD | 36139 | 29231 | 29234 | 3 | 6905 | 27818 | 1416 |
| 2 | NANDED | 68511 | 53131 | 53134 | 3 | 15377 | 51629 | 1505 |
| 3 | SOLAPUR | 45294 | 37981 | 37983 | 2 | 7311 | 36865 | 1118 |
| 4 | AMRAVATI | 91982 | 77067 | 77068 | 1 | 14914 | 75331 | 1737 |
| 5 | BULDHANA | 44437 | 31646 | 31647 | 1 | 12790 | 30347 | 1300 |
| 6 | JALGAON | 77245 | 64412 | 64413 | 1 | 12832 | 62713 | 1700 |
| 7 | NASHIK | 89278 | 83052 | 83053 | 1 | 6225 | 79990 | 3063 |
| 8 | PALGHAR | 35184 | 33511 | 33512 | 1 | 1672 | 32688 | 824 |
| 9 | WARDHA | 17659 | 16008 | 16009 | 1 | 1650 | 15576 | 433 |
| 10 | WASHIM | 19013 | 15341 | 15342 | 1 | 3671 | 14899 | 443 |
| 11 | AHMEDNAGAR | 60259 | 54858 | 54858 | 0 | 5401 | 54122 | 736 |
| 12 | AKOLA | 46812 | 41324 | 41324 | 0 | 5488 | 40622 | 702 |
| 13 | BEED | 34654 | 25891 | 25891 | 0 | 8763 | 24546 | 1345 |
| 14 | BHANDARA | 63548 | 57416 | 57416 | 0 | 6132 | 55169 | 2247 |
| 15 | CHANDRAPUR | 42158 | 37183 | 37183 | 0 | 4975 | 36350 | 833 |
| 16 | DHULE | 64625 | 57772 | 57772 | 0 | 6853 | 54425 | 3347 |
| 17 | GADCHIROLI | 31605 | 28864 | 28864 | 0 | 2741 | 26742 | 2122 |
| 18 | GONDIA | 95719 | 91975 | 91975 | 0 | 3744 | 91424 | 551 |
| 19 | HINGOLI | 17987 | 13722 | 13722 | 0 | 4265 | 13344 | 378 |
| 20 | JALNA | 23958 | 18631 | 18631 | 0 | 5327 | 17851 | 780 |
| 21 | KOLHAPUR | 16956 | 14922 | 14922 | 0 | 2034 | 14640 | 282 |
| 22 | LATUR | 20197 | 15248 | 15248 | 0 | 4949 | 14920 | 328 |
| 23 | NAGPUR | 36144 | 32604 | 32604 | 0 | 3540 | 31604 | 1000 |
| 24 | NANDURBAR | 118504 | 108065 | 108065 | 0 | 10439 | 98436 | 9629 |
| 25 | OSMANABAD | 13738 | 10228 | 10228 | 0 | 3510 | 9293 | 935 |
| 26 | PARBHANI | 18719 | 13926 | 13926 | 0 | 4793 | 13542 | 384 |
| 27 | PUNE | 19139 | 16102 | 16102 | 0 | 3037 | 15108 | 994 |
| 28 | RAIGAD | 9786 | 9351 | 9351 | 0 | 435 | 9157 | 194 |
| 29 | RATNAGIRI | 9766 | 9410 | 9410 | 0 | 356 | 9241 | 169 |
| 30 | SANGLI | 20651 | 17904 | 17904 | 0 | 2747 | 17314 | 590 |
| 31 | SATARA | 14352 | 13555 | 13555 | 0 | 797 | 13195 | 360 |
| 32 | SINDHUDURG | 5069 | 4929 | 4929 | 0 | 140 | 4881 | 48 |
| 33 | THANE | 9570 | 8966 | 8966 | 0 | 604 | 8678 | 288 |
| 34 | YAVATMAL | 63299 | 53780 | 53780 | 0 | 9519 | 51088 | 2692 |
| Total | | 1381957 | 1198006 | 1198021 | 15 | 183936 | 1153548 | 44473 |

राज्यपुरस्कृत आवास योजना ग्रामीण - मंजूरी

| Sr. No. | Division | Target | 13.11.2023 | 14.11.2023 | Daily Achivement | Sanction % | Remaining | Sanction State Rank |
|--------------|-----------------|---------------|---------------|---------------|------------------|--------------|---------------|---------------------|
| 1 | NASHIK DIV. | 207181 | 125196 | 125280 | 84 | 60.5% | 81901 | 5 |
| 2 | NAGPUR DIV. | 164085 | 118330 | 118387 | 57 | 72.1% | 45698 | 3 |
| 3 | KONKAN DIV. | 44680 | 36001 | 36001 | 0 | 80.6% | 8679 | 1 |
| 4 | PUNE DIV. | 79408 | 67491 | 67491 | 0 | 85.0% | 11917 | 2 |
| 5 | AURANGABAD DIV. | 273260 | 183928 | 183928 | 0 | 67.3% | 89332 | 6 |
| 6 | AMRAVATI DIV. | 157836 | 110753 | 110753 | 0 | 70.2% | 47083 | 4 |
| Total | | 926450 | 641699 | 641840 | 141 | 69.3% | 284610 | |

| Sr. No. | District | Target | 13.11.2023 | 14.11.2023 | Daily Achivement | Sanction % | Remaining | Sanction State Rank |
|--------------|------------|---------------|---------------|---------------|------------------|--------------|---------------|---------------------|
| 1 | NANDURBAR | 51420 | 18007 | 18091 | 84 | 35.2% | 33329 | 34 |
| 2 | CHANDRAPUR | 54555 | 37260 | 37317 | 57 | 68.4% | 17238 | 31 |
| 3 | AHMEDNAGAR | 39938 | 34895 | 34895 | 0 | 87.4% | 5043 | 15 |
| 4 | AKOLA | 34781 | 23276 | 23276 | 0 | 66.9% | 11505 | 26 |
| 5 | AMRAVATI | 36242 | 22865 | 22865 | 0 | 63.1% | 13377 | 28 |
| 6 | AURANGABAD | 36954 | 25703 | 25703 | 0 | 69.6% | 11251 | 25 |
| 7 | BEED | 33057 | 26182 | 26182 | 0 | 79.2% | 6875 | 18 |
| 8 | BHANDARA | 22211 | 17640 | 17640 | 0 | 79.4% | 4571 | 14 |
| 9 | BULDHANA | 28967 | 20989 | 20989 | 0 | 72.5% | 7978 | 19 |
| 10 | DHULE | 31476 | 20316 | 20316 | 0 | 64.5% | 11160 | 24 |
| 11 | GADCHIROLI | 20609 | 16328 | 16328 | 0 | 79.2% | 4281 | 11 |
| 12 | GONDIA | 18712 | 14356 | 14356 | 0 | 76.7% | 4356 | 13 |
| 13 | HINGOLI | 38798 | 23772 | 23772 | 0 | 61.3% | 15026 | 30 |
| 14 | JALGAON | 34417 | 25923 | 25923 | 0 | 75.3% | 8494 | 20 |
| 15 | JALNA | 41057 | 21117 | 21117 | 0 | 51.4% | 19940 | 32 |
| 16 | KOLHAPUR | 16830 | 14982 | 14982 | 0 | 89.0% | 1848 | 7 |
| 17 | LATUR | 35747 | 26877 | 26877 | 0 | 75.2% | 8870 | 21 |
| 18 | NAGPUR | 33291 | 19047 | 19047 | 0 | 57.2% | 14244 | 29 |
| 19 | NANDED | 34410 | 22405 | 22405 | 0 | 65.1% | 12005 | 27 |
| 20 | NASHIK | 49930 | 26055 | 26055 | 0 | 52.2% | 23875 | 33 |
| 21 | OSMANABAD | 24177 | 18904 | 18904 | 0 | 78.2% | 5273 | 17 |
| 22 | PALGHAR | 16073 | 11748 | 11748 | 0 | 73.1% | 4325 | 12 |
| 23 | PARBHANI | 29060 | 18968 | 18968 | 0 | 65.3% | 10092 | 22 |
| 24 | PUNE | 17336 | 13881 | 13881 | 0 | 80.1% | 3455 | 10 |
| 25 | RAIGAD | 10569 | 9194 | 9194 | 0 | 87.0% | 1375 | 5 |
| 26 | RATNAGIRI | 7197 | 6720 | 6720 | 0 | 93.4% | 477 | 3 |
| 27 | SANGLI | 10132 | 8604 | 8604 | 0 | 84.9% | 1528 | 6 |
| 28 | SATARA | 11532 | 11532 | 11532 | 0 | 100.0% | 0 | 1 |
| 29 | SINDHUDURG | 2267 | 2110 | 2110 | 0 | 93.1% | 157 | 2 |
| 30 | SOLAPUR | 23578 | 18492 | 18492 | 0 | 78.4% | 5086 | 16 |
| 31 | THANE | 8574 | 6229 | 6229 | 0 | 72.6% | 2345 | 8 |
| 32 | WARDHA | 14707 | 13699 | 13699 | 0 | 93.1% | 1008 | 4 |
| 33 | WASHIM | 15866 | 12683 | 12683 | 0 | 79.9% | 3183 | 9 |
| 34 | YAVATMAL | 41980 | 30940 | 30940 | 0 | 73.7% | 11040 | 23 |
| Total | | 926450 | 641699 | 641840 | 141 | 69.3% | 284610 | |

राज्यपुरस्कृत आवास योजना ग्रामीण - प्रलंबीत मंजूरी

| Sr. No. | Division | रमाई आवास योजना | शहरी आवास योजना | आदीम आवास योजना | पारधी आवास योजना | य.च.मु.व योजना | पुण्यश्लोक अहिल्यादेवी होळकर धरकूल योजना | एकूण |
|---------|-----------------|-----------------|-----------------|-----------------|------------------|----------------|--|---------------|
| 1 | KONKAN DIV. | 1440 | 7189 | 25 | 3 | 22 | 0 | 8679 |
| 2 | PUNE DIV. | 8910 | 2868 | 4 | 55 | 20 | 60 | 11917 |
| 3 | NAGPUR DIV. | 24816 | 19518 | 82 | 2 | 1264 | 16 | 45698 |
| 4 | AMRAVATI DIV. | 27825 | 18339 | 135 | 9 | 731 | 44 | 47083 |
| 5 | NASHIK DIV. | 21416 | 60354 | 61 | 18 | 23 | 29 | 81901 |
| 6 | AURANGABAD DIV. | 59967 | 25904 | 238 | 26 | 2311 | 886 | 89332 |
| | Total | 144374 | 134172 | 545 | 113 | 4371 | 1035 | 284610 |

| Sr. No. | District | रमाई आवास योजना | शहरी आवास योजना | आदीम आवास योजना | पारधी आवास योजना | य.च.मु.व योजना | पुण्यश्लोक अहिल्यादेवी होळकर धरकूल योजना | एकूण |
|---------|--------------|-----------------|-----------------|-----------------|------------------|----------------|--|---------------|
| 1 | SATARA | 0 | 0 | 0 | 0 | 0 | 0 | 0 |
| 2 | SINDHUDURG | 127 | 14 | 16 | 0 | 0 | 0 | 157 |
| 3 | RATNAGIRI | 370 | 84 | 0 | 1 | 22 | 0 | 477 |
| 4 | WARDHA | 352 | 654 | 2 | 0 | 0 | 0 | 1008 |
| 5 | RAIGAD | 523 | 850 | 0 | 2 | 0 | 0 | 1375 |
| 6 | SANGLI | 1486 | 30 | 0 | 12 | 0 | 0 | 1528 |
| 7 | KOLHAPUR | 1753 | 35 | 0 | 0 | 0 | 60 | 1848 |
| 8 | THANE | 321 | 2018 | 6 | 0 | 0 | 0 | 2345 |
| 9 | WASHIM | 2171 | 975 | 0 | 0 | 0 | 37 | 3183 |
| 10 | PUNE | 854 | 2563 | 4 | 14 | 20 | 0 | 3455 |
| 11 | GADCHIROLI | 1075 | 3180 | 26 | 0 | 0 | 0 | 4281 |
| 12 | PALGHAR | 99 | 4223 | 3 | 0 | 0 | 0 | 4325 |
| 13 | GONDIA | 2771 | 1570 | 0 | 0 | 0 | 15 | 4356 |
| 14 | BHANDARA | 3064 | 1444 | 0 | 0 | 62 | 1 | 4571 |
| 15 | AHMEDNAGAR | 2655 | 2388 | 0 | 0 | 0 | 0 | 5043 |
| 16 | SOLAPUR | 4817 | 240 | 0 | 29 | 0 | 0 | 5086 |
| 17 | OSMANABAD | 3555 | 194 | 0 | 0 | 1524 | 0 | 5273 |
| 18 | BEED | 5571 | 1298 | 0 | 6 | 0 | 0 | 6875 |
| 19 | BULDHANA | 5765 | 2206 | 0 | 0 | 0 | 7 | 7978 |
| 20 | JALGAON | 3535 | 4928 | 0 | 2 | 0 | 29 | 8494 |
| 21 | LATUR | 7086 | 933 | 0 | 4 | 14 | 833 | 8870 |
| 22 | PARBHANI | 7688 | 2160 | 0 | 0 | 196 | 48 | 10092 |
| 23 | YAVATMAL | 5756 | 4579 | 135 | 1 | 569 | 0 | 11040 |
| 24 | DHULE | 3859 | 7278 | 0 | 0 | 23 | 0 | 11160 |
| 25 | AURANGABAD | 7156 | 4089 | 0 | 6 | 0 | 0 | 11251 |
| 26 | AKOLA | 8924 | 2580 | 0 | 1 | 0 | 0 | 11505 |
| 27 | NANDED | 5151 | 6608 | 238 | 8 | 0 | 0 | 12005 |
| 28 | AMRAVATI | 5209 | 7999 | 0 | 7 | 162 | 0 | 13377 |
| 29 | NAGPUR | 12086 | 2154 | 0 | 0 | 4 | 0 | 14244 |
| 30 | HINGOLI | 6798 | 8228 | 0 | 0 | 0 | 0 | 15026 |
| 31 | CHANDRAPUR | 5468 | 10516 | 54 | 2 | 1198 | 0 | 17238 |
| 32 | JALNA | 16962 | 2394 | 0 | 2 | 577 | 5 | 19940 |
| 33 | NASHIK | 10412 | 13396 | 61 | 6 | 0 | 0 | 23875 |
| 34 | NANDURBAR | 955 | 32364 | 0 | 10 | 0 | 0 | 33329 |
| | Total | 144374 | 134172 | 545 | 113 | 4371 | 1035 | 284610 |

राज्यपुरस्कृत आवास योजना ग्रामीण - पूर्ण घरकूले

| Sr. No. | Division | Sanction | 13.11.2023 | 14.11.2023 | Daily Achivement | Completion % | Remaining | To be Completed in Per Day till 30.11.23 |
|---------|-----------------|---------------|---------------|---------------|------------------|--------------|---------------|--|
| 1 | KONKAN DIV. | 36001 | 27108 | 27123 | 15 | 75.3% | 8878 | 555 |
| 2 | AURANGABAD DIV. | 183928 | 125323 | 125336 | 13 | 68.1% | 58592 | 3662 |
| 3 | NAGPUR DIV. | 118387 | 77896 | 77907 | 11 | 65.8% | 40480 | 2530 |
| 4 | NASHIK DIV. | 125280 | 95892 | 95901 | 9 | 76.5% | 29379 | 1836 |
| 5 | AMRAVATI DIV. | 110753 | 76566 | 76574 | 8 | 69.1% | 34179 | 2136 |
| 6 | PUNE DIV. | 67491 | 54913 | 54915 | 2 | 81.4% | 12576 | 786 |
| | Total | 641840 | 457698 | 457756 | 58 | 71.3% | 184084 | 11505 |

| Sr. No. | District | Sanction | 13.11.2023 | 14.11.2023 | Daily Achivement | Completion % | Remaining | To be Completed in Per Day till 30.11.23 |
|---------|--------------|---------------|---------------|---------------|------------------|--------------|---------------|--|
| 1 | RAIGAD | 9194 | 5587 | 5599 | 12 | 60.9% | 3595 | 225 |
| 2 | CHANDRAPUR | 37317 | 21552 | 21563 | 11 | 57.8% | 15754 | 985 |
| 3 | BULDHANA | 20989 | 15692 | 15700 | 8 | 74.8% | 5289 | 331 |
| 4 | HINGOLI | 23772 | 12181 | 12188 | 7 | 51.3% | 11584 | 724 |
| 5 | NASHIK | 26055 | 19833 | 19840 | 7 | 76.1% | 6215 | 388 |
| 6 | BEED | 26182 | 18348 | 18351 | 3 | 70.1% | 7831 | 489 |
| 7 | PALGHAR | 11748 | 8834 | 8837 | 3 | 75.2% | 2911 | 182 |
| 8 | JALGAON | 25923 | 19470 | 19472 | 2 | 75.1% | 6451 | 403 |
| 9 | SOLAPUR | 18492 | 15755 | 15757 | 2 | 85.2% | 2735 | 171 |
| 10 | AURANGABAD | 25703 | 18330 | 18331 | 1 | 71.3% | 7372 | 461 |
| 11 | JALNA | 21117 | 14050 | 14051 | 1 | 66.5% | 7066 | 442 |
| 12 | LATUR | 26877 | 21450 | 21451 | 1 | 79.8% | 5426 | 339 |
| 13 | AHMEDNAGAR | 34895 | 30527 | 30527 | 0 | 87.5% | 4368 | 273 |
| 14 | AKOLA | 23276 | 15062 | 15062 | 0 | 64.7% | 8214 | 513 |
| 15 | AMRAVATI | 22865 | 16364 | 16364 | 0 | 71.6% | 6501 | 406 |
| 16 | BHANDARA | 17640 | 13143 | 13143 | 0 | 74.5% | 4497 | 281 |
| 17 | DHULE | 20316 | 14612 | 14612 | 0 | 71.9% | 5704 | 357 |
| 18 | GADCHIROLI | 16328 | 12208 | 12208 | 0 | 74.8% | 4120 | 258 |
| 19 | GONDIA | 14356 | 11352 | 11352 | 0 | 79.1% | 3004 | 188 |
| 20 | KOLHAPUR | 14982 | 11130 | 11130 | 0 | 74.3% | 3852 | 241 |
| 21 | NAGPUR | 19047 | 9902 | 9902 | 0 | 52.0% | 9145 | 572 |
| 22 | NANDED | 22405 | 14583 | 14583 | 0 | 65.1% | 7822 | 489 |
| 23 | NANDURBAR | 18091 | 11450 | 11450 | 0 | 63.3% | 6641 | 415 |
| 24 | OSMANABAD | 18904 | 11619 | 11619 | 0 | 61.5% | 7285 | 455 |
| 25 | PARBHANI | 18968 | 14762 | 14762 | 0 | 77.8% | 4206 | 263 |
| 26 | PUNE | 13881 | 10630 | 10630 | 0 | 76.6% | 3251 | 203 |
| 27 | RATNAGIRI | 6720 | 6312 | 6312 | 0 | 93.9% | 408 | 26 |
| 28 | SANGLI | 8604 | 7371 | 7371 | 0 | 85.7% | 1233 | 77 |
| 29 | SATARA | 11532 | 10027 | 10027 | 0 | 86.9% | 1505 | 94 |
| 30 | SINDHUDURG | 2110 | 2030 | 2030 | 0 | 96.2% | 80 | 5 |
| 31 | THANE | 6229 | 4345 | 4345 | 0 | 69.8% | 1884 | 118 |
| 32 | WARDHA | 13699 | 9739 | 9739 | 0 | 71.1% | 3960 | 248 |
| 33 | WASHIM | 12683 | 8554 | 8554 | 0 | 67.4% | 4129 | 258 |
| 34 | YAVATMAL | 30940 | 20894 | 20894 | 0 | 67.5% | 10046 | 628 |
| | Total | 641840 | 457698 | 457756 | 58 | 71.3% | 184084 | 11505 |

राज्य योजना अपूर्ण घरकुले

| Sr. No. | Division | रमाई आवास योजना | शबरी आवास योजना | आदीम आवास योजना | पारधी आवास योजना | व.च.मु.व योजना | पुण्यश्लोक अहिल्यादेवी होळकर घरकुल योजना | एकूण |
|---------|-----------------|-----------------|-----------------|-----------------|------------------|----------------|--|---------------|
| 1 | KONKAN DIV. | 957 | 7531 | 376 | 0 | 2 | 12 | 8878 |
| 2 | PUNE DIV. | 10354 | 1609 | 56 | 55 | 52 | 450 | 12576 |
| 3 | NASHIK DIV. | 10667 | 18295 | 25 | 107 | 122 | 163 | 29379 |
| 4 | AMRAVATI DIV. | 18504 | 11673 | 2059 | 185 | 1680 | 78 | 34179 |
| 5 | NAGPUR DIV. | 12519 | 22038 | 749 | 21 | 5132 | 21 | 40480 |
| 6 | AURANGABAD DIV. | 46550 | 9546 | 42 | 61 | 2094 | 299 | 58592 |
| | Total | 99551 | 70692 | 3307 | 429 | 9082 | 1023 | 184084 |

| Sr. No. | District | रमाई आवास योजना | शबरी आवास योजना | आदीम आवास योजना | पारधी आवास योजना | व.च.मु.व योजना | पुण्यश्लोक अहिल्यादेवी होळकर घरकुल योजना | एकूण |
|---------|--------------|-----------------|-----------------|-----------------|------------------|----------------|--|---------------|
| 1 | SINDHUDURG | 80 | 0 | 0 | 0 | 0 | 0 | 80 |
| 2 | RATNAGIRI | 387 | 15 | 4 | 0 | 2 | 0 | 408 |
| 3 | SANGLI | 1223 | 7 | 0 | 3 | 0 | 0 | 1233 |
| 4 | SATARA | 1456 | 25 | 0 | 0 | 24 | 0 | 1505 |
| 5 | THANE | 229 | 1498 | 157 | 0 | 0 | 0 | 1884 |
| 6 | SOLAPUR | 2650 | 66 | 0 | 8 | 11 | 0 | 2735 |
| 7 | PALGHAR | 63 | 2757 | 91 | 0 | 0 | 0 | 2911 |
| 8 | GONDIA | 1694 | 1310 | 0 | 0 | 0 | 0 | 3004 |
| 9 | PUNE | 1652 | 1499 | 56 | 44 | 0 | 0 | 3251 |
| 10 | RAIGAD | 198 | 3261 | 124 | 0 | 0 | 12 | 3595 |
| 11 | KOLHAPUR | 3373 | 12 | 0 | 0 | 17 | 450 | 3852 |
| 12 | WARDHA | 1619 | 2098 | 242 | 1 | 0 | 0 | 3960 |
| 13 | GADCHIROLI | 1240 | 2611 | 269 | 0 | 0 | 0 | 4120 |
| 14 | WASHIM | 3015 | 1110 | 0 | 2 | 0 | 2 | 4129 |
| 15 | PARBHANI | 2735 | 1033 | 0 | 0 | 236 | 202 | 4206 |
| 16 | AHMEDNAGAR | 2400 | 1933 | 0 | 15 | 20 | 0 | 4368 |
| 17 | BHANDARA | 2221 | 1061 | 0 | 0 | 1194 | 21 | 4497 |
| 18 | BULDHANA | 4198 | 998 | 0 | 17 | 0 | 76 | 5289 |
| 19 | LATUR | 5260 | 113 | 0 | 0 | 53 | 0 | 5426 |
| 20 | DHULE | 2024 | 3566 | 0 | 12 | 102 | 0 | 5704 |
| 21 | NASHIK | 2314 | 3850 | 25 | 26 | 0 | 0 | 6215 |
| 22 | JALGAON | 3053 | 3181 | 0 | 54 | 0 | 163 | 6451 |
| 23 | AMRAVATI | 3021 | 3345 | 0 | 28 | 107 | 0 | 6501 |
| 24 | NANDURBAR | 876 | 5765 | 0 | 0 | 0 | 0 | 6641 |
| 25 | JALNA | 5238 | 92 | 0 | 6 | 1633 | 97 | 7066 |
| 26 | OSMANABAD | 6928 | 144 | 0 | 41 | 172 | 0 | 7285 |
| 27 | AURANGABAD | 6127 | 1239 | 0 | 6 | 0 | 0 | 7372 |
| 28 | NANDED | 7378 | 402 | 42 | 0 | 0 | 0 | 7822 |
| 29 | BEED | 7418 | 405 | 0 | 8 | 0 | 0 | 7831 |
| 30 | AKOLA | 6191 | 1997 | 0 | 26 | 0 | 0 | 8214 |
| 31 | NAGPUR | 760 | 8374 | 0 | 6 | 5 | 0 | 9145 |
| 32 | YAVATMAL | 2079 | 4223 | 2059 | 112 | 1573 | 0 | 10046 |
| 33 | HINGOLI | 5466 | 6118 | 0 | 0 | 0 | 0 | 11584 |
| 34 | CHANDRAPUR | 4985 | 6584 | 238 | 14 | 3933 | 0 | 15754 |
| | Total | 99551 | 70692 | 3307 | 429 | 9082 | 1023 | 184084 |

प्रधानमंत्री आवास योजना ग्रामीण - हप्ते वितरण

| Sr. No. | Division | 1st Installment (Daily Achivement) | 1st Installment Remaining | 2nd Installment (Daily Achivement) | 2nd Installment Remaining | 3rd Installment (Daily Achivement) | 3rd Installment Remaining |
|---------|-----------------|------------------------------------|---------------------------|------------------------------------|---------------------------|------------------------------------|---------------------------|
| 1 | AURANGABAD DIV. | 5 | 10143 | 43 | 39089 | 100 | 19265 |
| 2 | AMRAVATI DIV. | 29 | 15871 | 28 | 24729 | 61 | 10622 |
| 3 | NASHIK DIV. | 2 | 4090 | 15 | 30018 | 23 | 17338 |
| 4 | NAGPUR DIV. | 5 | 2803 | 15 | 16844 | 16 | 7263 |
| 5 | PUNE DIV. | 0 | 2217 | 6 | 11473 | 16 | 4722 |
| 6 | KONKAN DIV. | 0 | 142 | 6 | 2430 | 10 | 1752 |
| | Total | 41 | 35266 | 113 | 124583 | 226 | 60962 |

| Sr. No. | District | 1st Installment (Daily Achivement) | 1st Installment Remaining | 2nd Installment (Daily Achivement) | 2nd Installment Remaining | 3rd Installment (Daily Achivement) | 3rd Installment Remaining |
|---------|--------------|------------------------------------|---------------------------|------------------------------------|---------------------------|------------------------------------|---------------------------|
| 1 | AMRAVATI | 18 | 6508 | 9 | 7390 | 18 | 2230 |
| 2 | BULDHANA | 6 | 6743 | 10 | 4293 | 24 | 2381 |
| 3 | JALNA | 2 | 1394 | 4 | 2833 | 31 | 2118 |
| 4 | OSMANABAD | 0 | 1323 | 7 | 2334 | 17 | 2378 |
| 5 | AURANGABAD | 1 | 1727 | 7 | 4175 | 14 | 1828 |
| 6 | BEED | 1 | 1137 | 11 | 5928 | 10 | 3583 |
| 7 | BHANDARA | 1 | 432 | 7 | 4647 | 10 | 1138 |
| 8 | PARBHANI | 0 | 284 | 2 | 3831 | 14 | 1838 |
| 9 | SOLAPUR | 0 | 1305 | 5 | 5197 | 10 | 1960 |
| 10 | NANDED | 1 | 1017 | 7 | 14696 | 6 | 5055 |
| 11 | NASHIK | 0 | 360 | 7 | 4658 | 7 | 2709 |
| 12 | YAVATMAL | 4 | 1006 | 4 | 6442 | 6 | 3015 |
| 13 | PALGHAR | 0 | 39 | 4 | 1303 | 7 | 902 |
| 14 | WASHIM | 0 | 920 | 4 | 2442 | 7 | 1483 |
| 15 | AHMEDNAGAR | 1 | 2335 | 4 | 2863 | 5 | 1761 |
| 16 | NANDURBAR | 0 | 365 | 3 | 6740 | 6 | 6655 |
| 17 | AKOLA | 1 | 694 | 1 | 4162 | 6 | 1513 |
| 18 | HINGOLI | 0 | 1568 | 3 | 2351 | 5 | 1089 |
| 19 | NAGPUR | 0 | 779 | 3 | 2622 | 3 | 878 |
| 20 | CHANDRAPUR | 3 | 535 | 1 | 3547 | 1 | 1452 |
| 21 | JALGAON | 1 | 872 | 1 | 10554 | 3 | 3197 |
| 22 | LATUR | 0 | 1693 | 2 | 2941 | 3 | 1376 |
| 23 | SATARA | 0 | 41 | 0 | 520 | 5 | 404 |
| 24 | THANE | 0 | 35 | 1 | 400 | 3 | 259 |
| 25 | WARDHA | 1 | 256 | 3 | 1227 | 0 | 528 |
| 26 | GONDIA | 0 | 611 | 1 | 2847 | 2 | 1675 |
| 27 | DHULE | 0 | 158 | 0 | 5203 | 2 | 3016 |
| 28 | KOLHAPUR | 0 | 164 | 1 | 1650 | 0 | 645 |
| 29 | SANGLI | 0 | 77 | 0 | 2058 | 1 | 930 |
| 30 | SINDHUDURG | 0 | 3 | 1 | 116 | 0 | 96 |
| 31 | GADCHIROLI | 0 | 190 | 0 | 1954 | 0 | 1592 |
| 32 | PUNE | 0 | 630 | 0 | 2048 | 0 | 783 |
| 33 | RATNAGIRI | 0 | 48 | 0 | 231 | 0 | 197 |
| 34 | RAIGAD | -10 | 17 | 0 | 380 | 0 | 298 |
| | Total | 41 | 35266 | 113 | 124583 | 226 | 60962 |

राज्यपुरस्कृत आवास योजना ग्रामीण - हप्ते वितरण

| Sr. No. | Division | 1st Installment (Daily Achivement) | 1st Installment Remaining | 2nd Installment (Daily Achivement) | 2nd Installment Remaining | 3rd Installment (Daily Achivement) | 3rd Installment Remaining |
|---------|-----------------|------------------------------------|---------------------------|------------------------------------|---------------------------|------------------------------------|---------------------------|
| 1 | AMRAVATI DIV. | 318 | 6562 | 96 | 17904 | 82 | 5192 |
| 2 | AURANGABAD DIV. | 50 | 11173 | 173 | 30737 | 261 | 11967 |
| 3 | PUNE DIV. | 236 | 3462 | 50 | 5380 | 26 | 1845 |
| 4 | NAGPUR DIV. | 155 | 9111 | 75 | 23368 | 73 | 4211 |
| 5 | NASHIK DIV. | 48 | 6068 | 51 | 11857 | 61 | 5882 |
| 6 | KONKAN DIV. | 7 | 1388 | 12 | 4745 | 13 | 1301 |
| | Total | 814 | 37764 | 457 | 93991 | 516 | 30398 |

| Sr. No. | District | 1st Installment (Daily Achivement) | 1st Installment Remaining | 2nd Installment (Daily Achivement) | 2nd Installment Remaining | 3rd Installment (Daily Achivement) | 3rd Installment Remaining |
|---------|--------------|------------------------------------|---------------------------|------------------------------------|---------------------------|------------------------------------|---------------------------|
| 1 | KOLHAPUR | 229 | 1965 | 3 | 1495 | 2 | 231 |
| 2 | CHANDRAPUR | 117 | 2341 | 40 | 10981 | 52 | 1604 |
| 3 | WASHIM | 144 | 1688 | 21 | 1745 | 9 | 635 |
| 4 | JALNA | 2 | 1170 | 34 | 3255 | 80 | 1520 |
| 5 | AURANGABAD | 10 | 1555 | 35 | 2937 | 48 | 1450 |
| 6 | AMRAVATI | 33 | 716 | 27 | 3854 | 32 | 1023 |
| 7 | AKOLA | 68 | 2769 | 9 | 4089 | 7 | 1082 |
| 8 | HINGOLI | 6 | 2390 | 33 | 6739 | 45 | 1662 |
| 9 | YAVATMAL | 25 | 945 | 29 | 6101 | 23 | 1521 |
| 10 | JALGAON | 40 | 673 | 13 | 3177 | 18 | 1484 |
| 11 | BULDHANA | 48 | 444 | 10 | 2115 | 11 | 931 |
| 12 | SATARA | 7 | 53 | 40 | 739 | 17 | 386 |
| 13 | OSMANABAD | 22 | 1776 | 18 | 4117 | 13 | 1198 |
| 14 | BHANDARA | 29 | 1043 | 18 | 2181 | 2 | 378 |
| 15 | LATUR | 5 | 829 | 14 | 2558 | 19 | 1397 |
| 16 | NANDED | 3 | 1793 | 15 | 5067 | 20 | 1426 |
| 17 | BEED | 1 | 997 | 14 | 3400 | 17 | 2391 |
| 18 | AHMEDNAGAR | 0 | 244 | 11 | 2576 | 19 | 1190 |
| 19 | PARBHANI | 1 | 663 | 10 | 2664 | 19 | 923 |
| 20 | NASHIK | 5 | 1421 | 11 | 2601 | 11 | 950 |
| 21 | NANDURBAR | 1 | 3570 | 15 | 1009 | 9 | 755 |
| 22 | RAIGAD | 6 | 681 | 7 | 2095 | 11 | 494 |
| 23 | WARDHA | 9 | 1202 | 5 | 2180 | 3 | 267 |
| 24 | GADCHIROLI | 0 | 451 | 9 | 1812 | 7 | 988 |
| 25 | GONDIA | 0 | 854 | 3 | 1233 | 7 | 515 |
| 26 | DHULE | 2 | 160 | 1 | 2494 | 4 | 1503 |
| 27 | SOLAPUR | 0 | 521 | 2 | 1238 | 5 | 540 |
| 28 | THANE | 1 | 593 | 4 | 928 | 1 | 143 |
| 29 | SANGLI | 0 | 221 | 3 | 556 | 1 | 239 |
| 30 | PUNE | 0 | 702 | 2 | 1352 | 1 | 449 |
| 31 | NAGPUR | 0 | 3220 | 0 | 4981 | 2 | 459 |
| 32 | PALGHAR | 0 | 41 | 0 | 1559 | 1 | 579 |
| 33 | SINDHUDURG | 0 | 2 | 1 | 51 | 0 | 14 |
| 34 | RATNAGIRI | 0 | 71 | 0 | 112 | 0 | 71 |
| | Total | 814 | 37764 | 457 | 93991 | 516 | 30398 |

राज्य योजना: पहिला हप्ता प्रलंबीत

| Sr. No. | Division | रमाई आवास योजना | शबरी आवास योजना | आदीम आवास योजना | पारधी आवास योजना | य.च.मु.व योजना | पुण्यश्लोक अहिल्यादेवी होळकर घरकुल योजना | एकूण |
|---------|-----------------|-----------------|-----------------|-----------------|------------------|----------------|--|--------------|
| 1 | KONKAN DIV. | 132 | 1231 | 25 | 0 | 0 | 0 | 1388 |
| 2 | PUNE DIV. | 2717 | 556 | 7 | 15 | 11 | 156 | 3462 |
| 3 | NASHIK DIV. | 509 | 5517 | 0 | 5 | 9 | 28 | 6068 |
| 4 | AMRAVATI DIV. | 4145 | 1728 | 139 | 18 | 530 | 2 | 6562 |
| 5 | NAGPUR DIV. | 3164 | 4979 | 68 | 2 | 897 | 1 | 9111 |
| 6 | AURANGABAD DIV. | 8244 | 2125 | 13 | 21 | 609 | 161 | 11173 |
| | Total | 18911 | 16136 | 252 | 61 | 2056 | 348 | 37764 |

| Sr. No. | District | रमाई आवास योजना | शबरी आवास योजना | आदीम आवास योजना | पारधी आवास योजना | य.च.मु.व योजना | पुण्यश्लोक अहिल्यादेवी होळकर घरकुल योजना | एकूण |
|---------|--------------|-----------------|-----------------|-----------------|------------------|----------------|--|--------------|
| 1 | SINDHUDURG | 2 | 0 | 0 | 0 | 0 | 0 | 2 |
| 2 | PALGHAR | 2 | 36 | 3 | 0 | 0 | 0 | 41 |
| 3 | SATARA | 48 | 2 | 0 | 0 | 3 | 0 | 53 |
| 4 | RATNAGIRI | 70 | 1 | 0 | 0 | 0 | 0 | 71 |
| 5 | DHULE | 43 | 111 | 0 | 0 | 6 | 0 | 160 |
| 6 | SANGLI | 217 | 4 | 0 | 0 | 0 | 0 | 221 |
| 7 | AHMEDNAGAR | 125 | 114 | 0 | 2 | 3 | 0 | 244 |
| 8 | BULDHANA | 243 | 200 | 0 | 0 | 0 | 1 | 444 |
| 9 | GADCHIROLI | 142 | 292 | 17 | 0 | 0 | 0 | 451 |
| 10 | SOLAPUR | 506 | 8 | 0 | 1 | 6 | 0 | 521 |
| 11 | THANE | 24 | 555 | 14 | 0 | 0 | 0 | 593 |
| 12 | PARBHANI | 158 | 225 | 0 | 0 | 123 | 157 | 663 |
| 13 | JALGAON | 266 | 376 | 0 | 3 | 0 | 28 | 673 |
| 14 | RAIGAD | 34 | 639 | 8 | 0 | 0 | 0 | 681 |
| 15 | PUNE | 140 | 541 | 7 | 14 | 0 | 0 | 702 |
| 16 | AMRAVATI | 301 | 394 | 0 | 3 | 18 | 0 | 716 |
| 17 | LATUR | 761 | 15 | 0 | 0 | 53 | 0 | 829 |
| 18 | GONDIA | 651 | 203 | 0 | 0 | 0 | 0 | 854 |
| 19 | YAVATMAL | 4 | 276 | 139 | 14 | 512 | 0 | 945 |
| 20 | BEED | 873 | 118 | 0 | 6 | 0 | 0 | 997 |
| 21 | BHANDARA | 877 | 81 | 0 | 0 | 84 | 1 | 1043 |
| 22 | JALNA | 745 | 37 | 0 | 1 | 383 | 4 | 1170 |
| 23 | WARDHA | 461 | 705 | 36 | 0 | 0 | 0 | 1202 |
| 24 | NASHIK | 71 | 1350 | 0 | 0 | 0 | 0 | 1421 |
| 25 | AURANGABAD | 1166 | 386 | 0 | 3 | 0 | 0 | 1555 |
| 26 | WASHIM | 1289 | 398 | 0 | 0 | 0 | 1 | 1688 |
| 27 | OSMANABAD | 1700 | 15 | 0 | 11 | 50 | 0 | 1776 |
| 28 | NANDED | 1695 | 85 | 13 | 0 | 0 | 0 | 1793 |
| 29 | KOLHAPUR | 1806 | 1 | 0 | 0 | 2 | 156 | 1965 |
| 30 | CHANDRAPUR | 958 | 554 | 15 | 1 | 813 | 0 | 2341 |
| 31 | HINGOLI | 1146 | 1244 | 0 | 0 | 0 | 0 | 2390 |
| 32 | AKOLA | 2308 | 460 | 0 | 1 | 0 | 0 | 2769 |
| 33 | NAGPUR | 75 | 3144 | 0 | 1 | 0 | 0 | 3220 |
| 34 | NANDURBAR | 4 | 3566 | 0 | 0 | 0 | 0 | 3570 |
| | Total | 18911 | 16136 | 252 | 61 | 2056 | 348 | 37764 |

मोदी आवास घरकुल योजना ग्रामीण

| Sr.N | District Name | Target 2023-24 OBC | Target 2023-24 SBC | एकूण ग्रामपंचायतींची संख्या | उद्दिष्ट ग्रामपंचायत निहाय वितरीत करण्यात आलेल्या ग्रामपंचायतींची संख्या | लाभार्थी निवडीसाठी ग्रामसभा झालेल्या ग्रामपंचायतींची संख्या | आवास सॉफ्टवर नोंदणी झालेले लाभार्थी |
|------|--------------------|--------------------|--------------------|-----------------------------|--|---|-------------------------------------|
| 1 | AHMEDNAGAR | 4306 | 165 | 1317 | 1317 | 251 | 0 |
| 2 | AKOLA | 7190 | 163 | 535 | 535 | 465 | 584 |
| 3 | AMRAVATI | 13737 | 441 | 838 | 838 | 293 | 0 |
| 4 | AURANGABAD | 5430 | 382 | 869 | 755 | 0 | 0 |
| 5 | BEED | 15937 | 0 | 1042 | 1042 | 0 | 0 |
| 6 | BHANDARA | 10332 | 701 | 542 | 539 | 434 | 0 |
| 7 | BULDHANA | 16200 | 855 | 870 | 676 | 84 | 0 |
| 8 | CHANDRAPUR | 10746 | 128 | 826 | 823 | 396 | 3 |
| 9 | DHULE | 9440 | 194 | 541 | 435 | 20 | 0 |
| 10 | GADCHIROLI | 6135 | 413 | 458 | 328 | 196 | 20 |
| 11 | GONDIA | 13987 | 440 | 548 | 548 | 544 | 5507 |
| 12 | HINGOLI | 3316 | 38 | 563 | 439 | 58 | 0 |
| 13 | JALGAON | 29425 | 106 | 1158 | 605 | 418 | 1321 |
| 14 | JALNA | 8322 | 174 | 777 | 684 | 5 | 0 |
| 15 | KOLHAPUR | 1950 | 81 | 1026 | 725 | 0 | 0 |
| 16 | LATUR | 5863 | 455 | 788 | 788 | 170 | 0 |
| 17 | NAGPUR | 6166 | 581 | 756 | 608 | 5 | 1 |
| 18 | NANDED | 23021 | 578 | 1309 | 1300 | 214 | 2 |
| 19 | NANDURBAR | 2635 | 228 | 550 | 207 | 1 | 0 |
| 20 | NASHIK | 6953 | 28 | 1389 | 1389 | 45 | 0 |
| 21 | OSMANABAD | 2118 | 156 | 622 | 538 | 355 | 6 |
| 22 | PALGHAR | 386 | 72 | 473 | 227 | 0 | 0 |
| 23 | PARBHANI | 13411 | 183 | 706 | 706 | 189 | 0 |
| 24 | PUNE | 1442 | 79 | 1320 | 665 | 45 | 1 |
| 25 | RAIGAD | 2430 | 26 | 809 | 488 | 38 | 9 |
| 26 | RATNAGIRI | 6282 | 74 | 846 | 846 | 629 | 20 |
| 27 | SANGLI | 1905 | 55 | 696 | 526 | 402 | 0 |
| 28 | SATARA | 1685 | 92 | 1496 | 1495 | 1495 | 114 |
| 29 | SINDHUDURG | 1241 | 67 | 431 | 431 | 98 | 0 |
| 30 | SOLAPUR | 10293 | 726 | 1029 | 888 | 374 | 78 |
| 31 | THANE | 2538 | 0 | 430 | 430 | 23 | 0 |
| 32 | WARDHA | 4459 | 506 | 521 | 519 | 6 | 0 |
| 33 | WASHIM | 12402 | 53 | 491 | 491 | 491 | 4701 |
| 34 | YAVATMAL | 28808 | 1191 | 1201 | 1196 | 368 | 0 |
| | Grand Total | 290491 | 9431 | 27773 | 24027 | 8112 | 12367 |